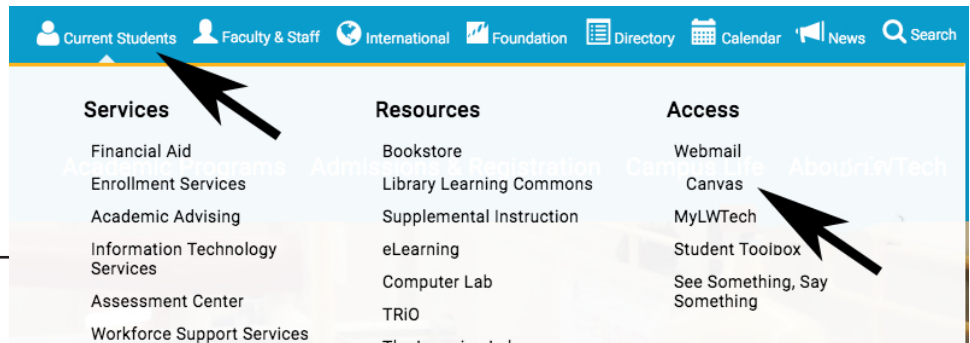


LOGGING INTO CANVAS

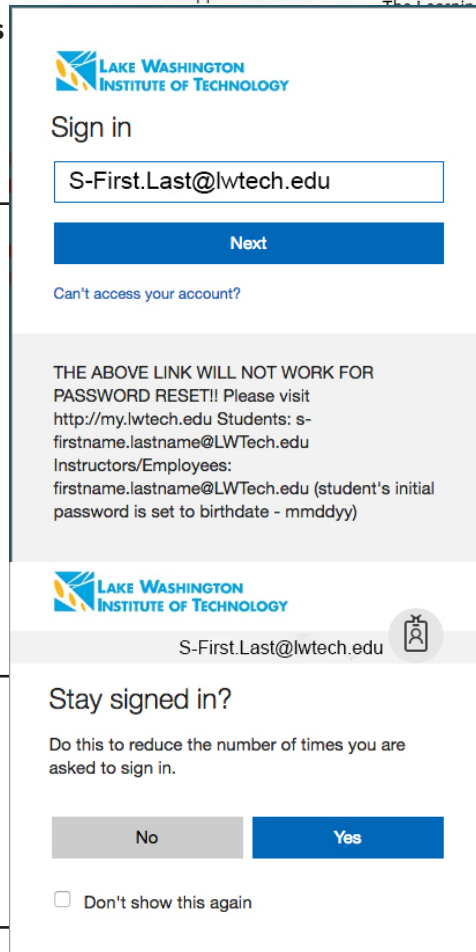
Open a browser

- (Firefox and Chrome work best)
1. Go to <http://www.lwtech.edu/>
 2. Hover over **Current Student**
 3. From the dropdown menu, under Access click on **Canvas**



At the Sign In window

1. Type in your **student email address**
 - (If you do not know your email address log into my.lwtech.edu and it is listed on the Dashboard)
2. Click the **Next** button



At the next window

1. Type in your **Password**
 - (If you do not know your password log into my.lwtech.edu and enter a password in the Change Password section)
2. Click the **Sign in** button. This will either take you to the:
 - "Canvas" window
 - "Stay signed in" window
 - "Terms of Service" window

Sign in with your organizational account

S-First.Last@lwtech.edu

Password

Sign in

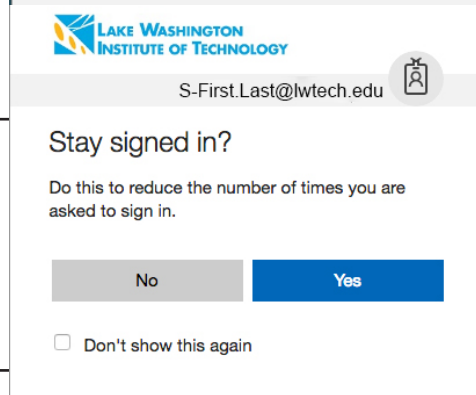
Lake Washington Institute of Technology Authentication Page. Please enter your LWTech Email address and password for access.

If you need assistance with resetting your password, please follow this link to [MyLWTech](#).

Follow this link for the [Employee Helpdesk](#). Follow this link for the [Student Helpdesk](#).

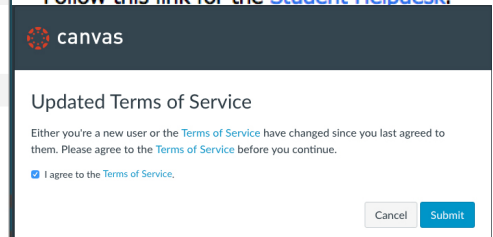
If you get the "Stay signed in?" window IT Services suggests

Select the "Don't show this again" check box and click the "**No**" button.



If you get the "Update Terms of Service" window

Read the Terms of Service and decide if you want to select the "**I Agree**" check box and click on the **Submit** button



If you agreed to the Terms of Services, you should now be logged into Canvas

